

SB+ Series Surge Protective Devices

High capacity Type 1,2 SPDs for overvoltage protection on switchgear and power distribution panels



Introduction

The SB+ Series of surge protective devices are tested by Underwriters Laboratory and Listed to UL 1449, 4th Edition to help ensure equipment is protected with highly reliable surge protection technology. Delta and Wye system units are available in three configurations to increase application flexibility. The SB+ Series is for installation external to an electrical enclosure or panelboard. Application of SB+ Series units throughout a facility will help ensure that equipment is protected.

Applications

SB+ Series units are available for common Delta and Wye system voltages in a variety of surge current capacity ratings from 120kA to 400kA. Available in three configurations, the SB+ Series' features and options make it easy to specify units for many electrical applications including service entrances, distribution switchboards, panelboards and point-of-use. All possible combinations of product attributes are available

● Features

- thermally protected Metal Oxide Varistor (MOV) technology to safely shunt overvoltages to ground while its thermal disconnect capability eliminates the need for additional fusing
- 200kA SCCR meets the highest NEC requirements
- Models available to meet the overvoltage protection needs of Wye and Delta electrical systems from 208 to 600 volts, 3-phase
- SB+ Series has the highest nominal discharge current (In) of 20kA per UL 1449 4th Edition. This rating indicates the SPD's ability to handle a number of large-magnitude surges over a short period of time and remain operational.
- 120kA to 400kA surge current capacity (Imax) ratings meet the needs of larger switchgear and power distribution panel applications
- Optional Form C contact relay, EMI/RFI filtering and surge counter available to meet additional system requirements.
- 200kA Short-Circuit Current Rating (SCCR)

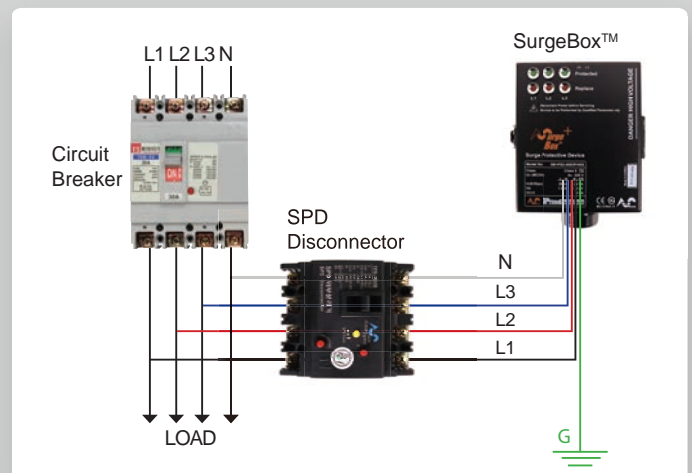
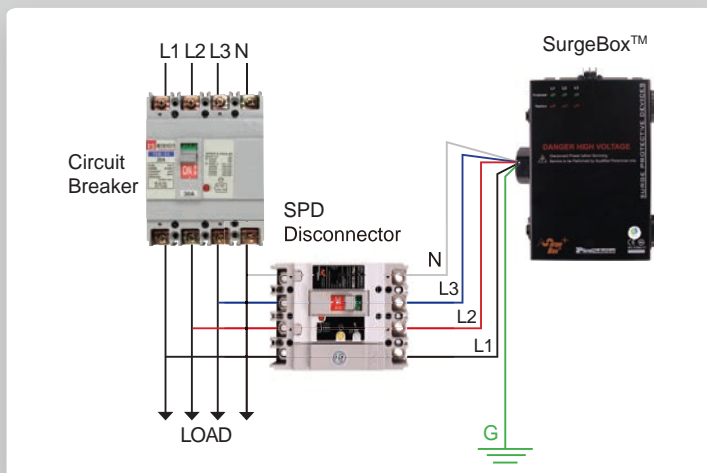
● Specifications

- Frequency (Hz)	: 50/60
- Protection Mode	: L-N / N-PE
- Degree of protection	: IP 20
- Diagnostics	: Green LEDs (Protected) / Red LEDs (Replace)
- Connection & Mounting Method	: Parallel Connection Type / Wall Mounting
- Internal Disconnecter	: Thermal Runaway Multi-Fusing Protection
- Size of connecting wir	: 4 ~ 6 mm ² (or # 11 ~ 9AWG) / 10 ~ 16 mm ² (or # 7 ~ 5AWG)
- Optional Functions	: Remote Contact Surge Counter (Local 4-Digit Display & Remote Signal) ModBus RS485 / Ethernet Data (Surge Counting & Error Signal) Communication with Host

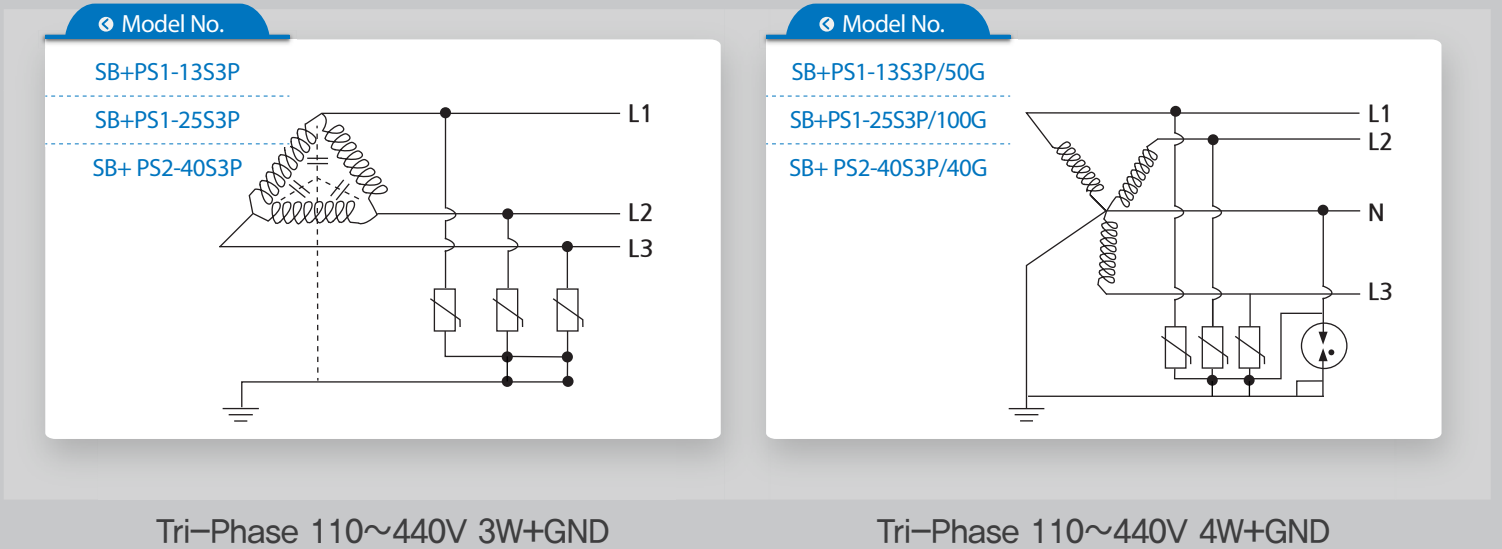
Model No.	SB+PS1-13S3P	SB+PS1-25S3P	SB+PS1-13S3P/50G	SB+PS1-25S3P/100G
Rated System Voltage	Tri-Phase 110~440V 3W+GND		Tri-Phase 110~440V 4W+GND	
MCOV (Vac)	110 ~ 320			
I_n (kA) / I_{imp} (kA) -8/20 μ S- / -10/350 μ S-	L-N	40 / 12.5	80 / 25	40 / 12.5
	N-PE	-	-	50 / 50
VPR (Vpk) (kV)	L-N	1.2	1.3	1.2
	N-PE	-	-	1.8
SCCR (kA)	200	200	200	200

Model No.	SB+ PS2-40S3P	SB+ PS2-40S3P/40G
Rated system voltage	Tri-Phase 110~440V 3W+GND	Tri-Phase 110~440V 4W+GND
MCOV (Vac)	110 ~ 320	
I_n (kA) / I_{max} (kA) -8/20 μ S- / -8/20 μ S-	L-N	20 / 40
	N-PE	-
VPR (Vpk) (kV)	L-N	1.5
	N-PE	-
SCCR (kA)	200	200

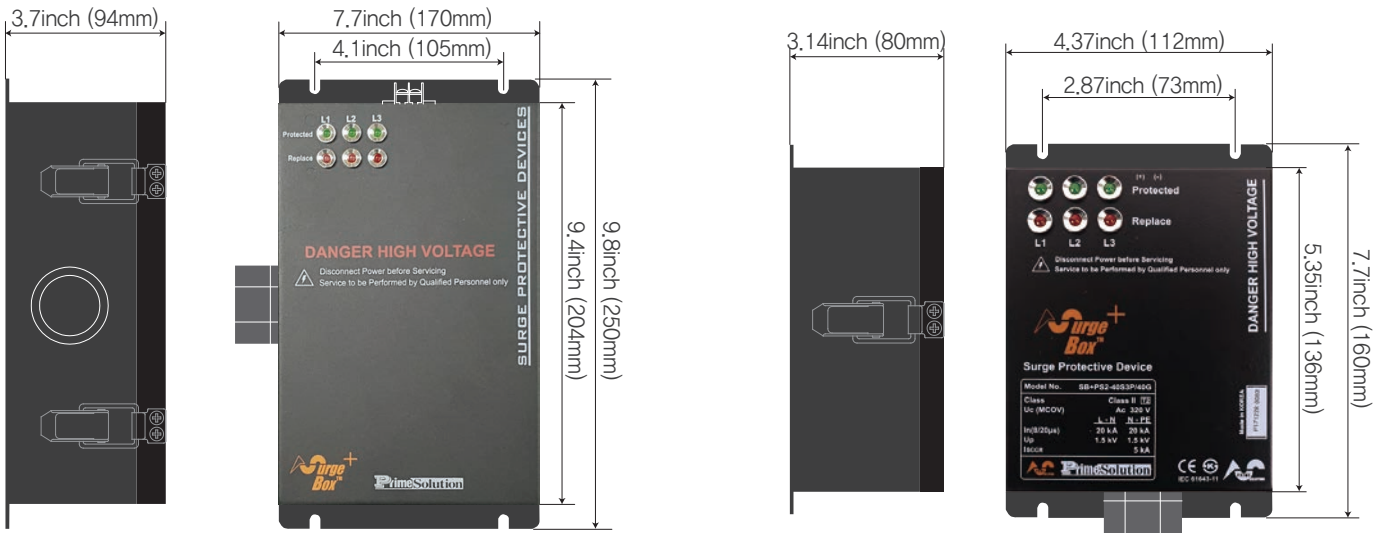
● Installation



● **Circuit diagram**



● **Dimension**



HEAD OFFICE

3960 West Point Loma Blvd. Ste. H San Diego, CA 92110

John Park Director / Technical Support Dept.

Tel : +1-858,282,0901

johnpark@primepowersolutions.com

www.PrimePowerSolutions.com